

NOTE TAKING APP WITH GRAPH VIEW IOS

NOTE TAKING APP WITH GRAPH VIEW IOS IS A GROWING DEMAND AMONG USERS WHO SEEK A MORE INTERCONNECTED AND VISUAL WAY TO ORGANIZE THEIR THOUGHTS AND INFORMATION. TRADITIONAL LINEAR NOTE-TAKING CAN FEEL RESTRICTIVE WHEN DEALING WITH COMPLEX IDEAS, RESEARCH PROJECTS, OR PERSONAL KNOWLEDGE MANAGEMENT. THE ADVENT OF GRAPH-BASED NOTE-TAKING OFFERS A POWERFUL ALTERNATIVE, ALLOWING USERS TO SEE RELATIONSHIPS BETWEEN NOTES, DISCOVER NEW CONNECTIONS, AND BUILD A DYNAMIC KNOWLEDGE BASE. THIS ARTICLE DELVES DEEP INTO THE WORLD OF NOTE TAKING APPS WITH GRAPH VIEW CAPABILITIES SPECIFICALLY FOR IOS DEVICES, EXPLORING THEIR BENEFITS, KEY FEATURES, AND HOW TO CHOOSE THE RIGHT ONE FOR YOUR NEEDS. WE WILL COVER EVERYTHING FROM UNDERSTANDING THE CONCEPT OF GRAPH VIEWS TO PRACTICAL TIPS FOR LEVERAGING THESE POWERFUL TOOLS.

TABLE OF CONTENTS

WHAT IS A GRAPH VIEW IN NOTE TAKING APPS?

WHY CHOOSE A NOTE TAKING APP WITH GRAPH VIEW FOR IOS?

ESSENTIAL FEATURES OF A GRAPH VIEW NOTE TAKING APP

POPULAR NOTE TAKING APPS WITH GRAPH VIEW FOR IOS

HOW TO MAXIMIZE YOUR GRAPH VIEW NOTE TAKING EXPERIENCE

CONSIDERATIONS WHEN SELECTING AN IOS GRAPH VIEW NOTE TAKER

THE FUTURE OF VISUAL NOTE TAKING ON IOS

WHAT IS A GRAPH VIEW IN NOTE TAKING APPS?

A GRAPH VIEW IN A NOTE TAKING APP TRANSFORMS YOUR SCATTERED THOUGHTS AND INFORMATION INTO A VISUALLY INTERCONNECTED NETWORK. INSTEAD OF JUST TEXT FILES IN FOLDERS, EACH NOTE BECOMES A NODE, AND THE LINKS BETWEEN THEM ARE REPRESENTED AS EDGES. THIS CREATES A DYNAMIC MAP OF YOUR KNOWLEDGE, REVEALING HOW DIFFERENT IDEAS, PROJECTS, OR PIECES OF INFORMATION RELATE TO ONE ANOTHER. IT'S A DEPARTURE FROM THE HIERARCHICAL STRUCTURE OF TRADITIONAL NOTE-TAKING, EMBRACING A MORE NETWORKED APPROACH THAT MIRRORS HOW THE HUMAN BRAIN OFTEN FORMS CONNECTIONS.

THE CORE PRINCIPLE BEHIND GRAPH VIEWS IS THE CONCEPT OF BI-DIRECTIONAL LINKING. THIS MEANS WHEN YOU LINK FROM NOTE A TO NOTE B, A LINK IS AUTOMATICALLY CREATED BACK FROM NOTE B TO NOTE A. THIS ENSURES THAT YOU CAN NAVIGATE YOUR KNOWLEDGE BASE IN BOTH DIRECTIONS, UNCOVERING ASSOCIATIONS YOU MIGHT HAVE OTHERWISE MISSED. THESE CONNECTIONS CAN BE SIMPLE TEXT LINKS, OR THEY CAN BE MORE SOPHISTICATED, WITH DIFFERENT TYPES OF LINKS REPRESENTING DIFFERENT RELATIONSHIPS (E.G., "IS A PART OF," "IS INSPIRED BY," "CONTRADICTS").

WHY CHOOSE A NOTE TAKING APP WITH GRAPH VIEW FOR IOS?

OPTING FOR A NOTE TAKING APP WITH GRAPH VIEW CAPABILITIES ON YOUR IOS DEVICE OFFERS SEVERAL COMPELLING ADVANTAGES, ESPECIALLY FOR USERS WHO ENGAGE IN COMPLEX THINKING OR EXTENSIVE RESEARCH. THE VISUAL REPRESENTATION OF YOUR NOTES CAN SIGNIFICANTLY ENHANCE UNDERSTANDING AND RECALL. SEEING YOUR IDEAS LAID OUT AS A NETWORK CAN HELP YOU IDENTIFY PATTERNS, GAPS IN YOUR KNOWLEDGE, AND EMERGENT THEMES THAT MIGHT REMAIN HIDDEN IN LINEAR NOTES. THIS VISUAL METAPHOR IS INCREDIBLY POWERFUL FOR LEARNING AND PROBLEM-SOLVING.

FURTHERMORE, THE INTERCONNECTED NATURE OF GRAPH VIEWS FOSTERS A MORE DYNAMIC AND EXPANDABLE KNOWLEDGE SYSTEM. AS YOU ADD MORE NOTES AND CREATE MORE LINKS, YOUR GRAPH VIEW GROWS INTO A RICH, PERSONALIZED WIKI OR SECOND BRAIN. THIS IS PARTICULARLY BENEFICIAL FOR ACADEMIC PURSUITS, CREATIVE WRITING, OR MANAGING INTRICATE PERSONAL PROJECTS. THE ABILITY TO QUICKLY JUMP BETWEEN RELATED IDEAS MEANS LESS TIME SPENT SEARCHING AND MORE TIME SPENT THINKING AND CREATING. FOR IOS USERS, HAVING THIS FUNCTIONALITY READILY AVAILABLE ON THEIR IPHONE OR IPAD PROVIDES UNPARALLELED FLEXIBILITY AND ACCESSIBILITY.

ENHANCING UNDERSTANDING AND RETENTION

THE VISUAL NATURE OF A GRAPH VIEW FUNDAMENTALLY CHANGES HOW USERS INTERACT WITH THEIR INFORMATION, LEADING TO IMPROVED COMPREHENSION AND LONG-TERM RETENTION. STUDIES IN COGNITIVE PSYCHOLOGY SUGGEST THAT VISUAL REPRESENTATIONS CAN AID MEMORY FORMATION AND RETRIEVAL. BY SEEING THE RELATIONSHIPS BETWEEN CONCEPTS, USERS CREATE STRONGER MENTAL MODELS, MAKING IT EASIER TO RECALL SPECIFIC DETAILS AND THE CONTEXT SURROUNDING THEM. THIS IS PARTICULARLY USEFUL FOR SUBJECTS WITH COMPLEX INTERDEPENDENCIES OR FOR INDIVIDUALS WHO ARE VISUAL LEARNERS.

FACILITATING DISCOVERY AND CREATIVITY

GRAPH VIEWS ACT AS POWERFUL TOOLS FOR SERENDIPITOUS DISCOVERY. AS YOUR NETWORK OF NOTES EXPANDS, YOU'RE LIKELY TO STUMBLE UPON UNEXPECTED CONNECTIONS BETWEEN IDEAS YOU HADN'T PREVIOUSLY CONSIDERED. THIS CAN SPARK NEW INSIGHTS, FUEL CREATIVE BRAINSTORMING, AND LEAD TO INNOVATIVE SOLUTIONS. THE APP ESSENTIALLY BECOMES A LANDSCAPE FOR EXPLORING YOUR OWN THOUGHTS, REVEALING PATHWAYS AND ASSOCIATIONS THAT MIGHT NOT BE APPARENT THROUGH SIMPLE TEXT-BASED ORGANIZATION. THIS IS INVALUABLE FOR WRITERS, RESEARCHERS, AND ANYONE INVOLVED IN IDEA GENERATION.

BUILDING A PERSONAL KNOWLEDGE MANAGEMENT SYSTEM

FOR THOSE SERIOUS ABOUT BUILDING A PERSONAL KNOWLEDGE MANAGEMENT (PKM) SYSTEM, A GRAPH VIEW APP ON iOS IS AN IDEAL SOLUTION. IT ALLOWS YOU TO CULTIVATE A DIGITAL GARDEN OF YOUR THOUGHTS, RESEARCH, AND EXPERIENCES THAT GROWS AND EVOLVES WITH YOU. UNLIKE STATIC DOCUMENTS, THIS SYSTEM BECOMES AN ACTIVE TOOL FOR THINKING, LEARNING, AND UNDERSTANDING. IT EMPOWERS YOU TO CONSTRUCT A ROBUST AND INTERCONNECTED REPOSITORY OF INFORMATION THAT YOU CAN CONTINUOUSLY DRAW UPON.

ESSENTIAL FEATURES OF A GRAPH VIEW NOTE TAKING APP

WHEN EVALUATING NOTE TAKING APPS WITH GRAPH VIEW CAPABILITIES FOR iOS, SEVERAL KEY FEATURES DISTINGUISH THE MOST EFFECTIVE TOOLS. BEYOND THE BASIC ABILITY TO CREATE NOTES AND LINK THEM, THE SOPHISTICATION AND USABILITY OF THE GRAPH VIEW ITSELF ARE PARAMOUNT. LOOK FOR APPS THAT OFFER A CLEAR AND INTERACTIVE GRAPH VISUALIZATION, ALLOWING YOU TO ZOOM, PAN, AND EASILY IDENTIFY INDIVIDUAL NOTES WITHIN THE NETWORK. THE EASE WITH WHICH YOU CAN CREATE AND MANAGE LINKS IS ALSO CRITICAL FOR A SEAMLESS EXPERIENCE.

FURTHERMORE, THE UNDERLYING ORGANIZATIONAL STRUCTURE AND FLEXIBILITY OF THE APP PLAY A SIGNIFICANT ROLE. WHILE GRAPH VIEW IS THE STAR, ROBUST TAGGING, FOLDER MANAGEMENT, AND SEARCH FUNCTIONALITIES ARE STILL IMPORTANT FOR COMPLEMENTING THE VISUAL ORGANIZATION. CONSIDER THE APP'S SUPPORT FOR RICH MEDIA, SUCH AS IMAGES, PDFs, AND AUDIO, AS THESE CAN BE INTEGRAL PARTS OF YOUR NOTES AND CONNECTIONS. FINALLY, THE PLATFORM'S PERFORMANCE AND SYNCHRONIZATION ACROSS DEVICES ARE CRUCIAL FOR A RELIABLE NOTE-TAKING WORKFLOW.

INTERACTIVE GRAPH VISUALIZATION

THE GRAPH VIEW NEEDS TO BE MORE THAN JUST A STATIC IMAGE; IT SHOULD BE A DYNAMIC AND EXPLORABLE SPACE. THIS MEANS FEATURES LIKE SMOOTH ZOOMING AND PANNING ARE ESSENTIAL FOR NAVIGATING LARGE NETWORKS. THE ABILITY TO HIGHLIGHT SPECIFIC NODES OR CLUSTERS OF RELATED NOTES CAN ALSO GREATLY IMPROVE USABILITY. IDEALLY, CLICKING ON A NODE WITHIN THE GRAPH SHOULD PROVIDE A QUICK PREVIEW OR DIRECT ACCESS TO THE NOTE'S CONTENT, FACILITATING RAPID EXPLORATION.

BI-DIRECTIONAL LINKING AND BACKLINKS

A CORNERSTONE OF EFFECTIVE GRAPH VIEW NOTE TAKING IS ROBUST BI-DIRECTIONAL LINKING. THIS ENSURES THAT WHEN YOU

LINK FROM ONE NOTE TO ANOTHER, THE CONNECTION IS RECOGNIZED BY BOTH NOTES. CRUCIALLY, THE APP SHOULD CLEARLY DISPLAY BACKLINKS – SHOWING YOU ALL THE NOTES THAT LINK TO THE CURRENT NOTE. THIS FEATURE IS VITAL FOR UNDERSTANDING THE CONTEXT AND INFLUENCE OF EACH PIECE OF INFORMATION WITHIN YOUR KNOWLEDGE NETWORK.

ROBUST SEARCH AND FILTERING

WHILE THE GRAPH VIEW OFFERS A VISUAL OVERVIEW, A POWERFUL SEARCH AND FILTERING SYSTEM REMAINS INDISPENSABLE. YOU SHOULD BE ABLE TO QUICKLY FIND SPECIFIC NOTES BY KEYWORD, TAG, OR EVEN BY THE PROPERTIES OF THE LINKS THEMSELVES. ADVANCED FILTERING OPTIONS CAN HELP YOU ISOLATE SPECIFIC TYPES OF CONNECTIONS OR NOTES WITHIN YOUR GRAPH, MAKING IT EASIER TO MANAGE AND ANALYZE YOUR GROWING KNOWLEDGE BASE.

TAGGING AND FOLDER ORGANIZATION

EVEN WITH A GRAPH VIEW, TRADITIONAL ORGANIZATIONAL METHODS LIKE TAGS AND FOLDERS CAN PROVIDE AN ADDITIONAL LAYER OF STRUCTURE AND CONTROL. TAGS CAN CATEGORIZE NOTES BY TOPIC, PROJECT, OR STATUS, WHILE FOLDERS CAN GROUP RELATED NOTES HIERARCHICALLY. THE BEST APPS INTEGRATE THESE SYSTEMS SEAMLESSLY WITH THE GRAPH VIEW, ALLOWING YOU TO LEVERAGE THE BENEFITS OF BOTH VISUAL AND TRADITIONAL ORGANIZATION.

RICH MEDIA SUPPORT

MODERN NOTE TAKING OFTEN INVOLVES MORE THAN JUST TEXT. SUPPORT FOR EMBEDDING IMAGES, PDFs, AUDIO RECORDINGS, AND EVEN WEB CLIPS WITHIN YOUR NOTES ENHANCES THEIR UTILITY AND THE RICHNESS OF YOUR KNOWLEDGE GRAPH. THE ABILITY TO LINK TO THESE MEDIA FILES AND HAVE THEM DISPLAYED OR ACCESSIBLE WITHIN THE GRAPH VIEW IS A SIGNIFICANT ADVANTAGE.

POPULAR NOTE TAKING APPS WITH GRAPH VIEW FOR iOS

THE MARKET FOR NOTE TAKING APPS WITH GRAPH VIEW CAPABILITIES ON iOS IS DYNAMIC, WITH SEVERAL POWERFUL CONTENDERS OFFERING UNIQUE APPROACHES TO VISUAL NOTE ORGANIZATION. EACH APP CATERS TO SLIGHTLY DIFFERENT USER NEEDS AND PREFERENCES, FROM MINIMALIST DESIGNS TO FEATURE-RICH POWERHOUSES. UNDERSTANDING THESE DIFFERENCES IS KEY TO FINDING THE PERFECT FIT FOR YOUR PERSONAL WORKFLOW AND KNOWLEDGE MANAGEMENT GOALS. WE WILL EXPLORE SOME OF THE MOST PROMINENT OPTIONS AVAILABLE ON THE APPLE APP STORE.

WHEN CONSIDERING THESE APPS, IT'S IMPORTANT TO LOOK BEYOND JUST THE GRAPH VIEW. THINK ABOUT THE OVERALL USER EXPERIENCE, THE PRICING MODEL, AND THE COMMUNITY SUPPORT AVAILABLE. SOME APPS FOCUS HEAVILY ON A PARTICULAR TYPE OF LINKING OR KNOWLEDGE MANAGEMENT PHILOSOPHY, SUCH AS ZETTELKASTEN, WHILE OTHERS ARE MORE GENERAL-PURPOSE. FOR iOS USERS, SEAMLESS INTEGRATION WITH iCloud AND OTHER APPLE ECOSYSTEM FEATURES CAN ALSO BE A SIGNIFICANT DECIDING FACTOR.

OBSDIAN

OBSDIAN IS A HIGHLY REGARDED NOTE TAKING APPLICATION THAT OFFERS A POWERFUL GRAPH VIEW AND OPERATES ON LOCAL MARKDOWN FILES. THIS MEANS YOUR DATA IS ALWAYS UNDER YOUR CONTROL. ITS GRAPH VIEW IS HIGHLY CUSTOMIZABLE AND INTERACTIVE, ALLOWING USERS TO EXPLORE COMPLEX NETWORKS OF NOTES. OBSDIAN'S STRENGTH LIES IN ITS EXTENSIBILITY THROUGH A VAST ECOSYSTEM OF COMMUNITY PLUGINS, ENABLING USERS TO TAILOR ITS FUNCTIONALITY TO THEIR SPECIFIC NEEDS, INCLUDING ADVANCED GRAPH VISUALIZATION AND MANIPULATION.

LOGSEQ

LOGSEQ IS ANOTHER EXCELLENT OPEN-SOURCE OPTION THAT PRIORITIZES PRIVACY AND LOCAL-FIRST DATA STORAGE. IT FEATURES A UNIQUE OUTLINER-BASED STRUCTURE THAT NATURALLY LENDS ITSELF TO CREATING INTERCONNECTED NOTES. THE GRAPH VIEW IN LOGSEQ IS WELL-INTEGRATED AND PROVIDES A CLEAR OVERVIEW OF YOUR KNOWLEDGE BASE. IT ALSO SUPPORTS BI-DIRECTIONAL LINKING AND BACKLINKS PROMINENTLY, MAKING IT EASY TO SEE HOW YOUR IDEAS RELATE. LOGSEQ IS A STRONG CHOICE FOR THOSE WHO APPRECIATE A CLEAN INTERFACE AND A FOCUS ON BUILDING AN INTERCONNECTED KNOWLEDGE GRAPH.

ROAM RESEARCH

ROAM RESEARCH PIONEERED MANY OF THE CONCEPTS NOW POPULAR IN NETWORKED THOUGHT AND GRAPH VIEW NOTE TAKING. WHILE IT'S PRIMARILY A WEB-BASED APPLICATION, IT FUNCTIONS EXCEPTIONALLY WELL ON IOS THROUGH A WEB BROWSER AND OFFERS A HIGHLY INTUITIVE AND POWERFUL GRAPH VISUALIZATION. ITS EMPHASIS ON BI-DIRECTIONAL LINKING AND BLOCK-LEVEL REFERENCING MAKES IT IDEAL FOR COMPLEX RESEARCH AND IDEA SYNTHESIS. ROAM RESEARCH ENCOURAGES A FLUID AND EMERGENT APPROACH TO NOTE-TAKING, WHERE CONNECTIONS ARE DISCOVERED AS YOU WRITE.

CRAFT

CRAFT IS A VISUALLY STUNNING NOTE TAKING APP FOR IOS THAT BLENDS BEAUTIFUL DESIGN WITH POWERFUL FUNCTIONALITY. WHILE NOT EXCLUSIVELY A GRAPH-BASED APP, ITS LINKING CAPABILITIES AND THE VISUAL WAY IT CAN PRESENT INTERCONNECTED DOCUMENTS MAKE IT A COMPELLING OPTION FOR MANY. CRAFT EXCELS AT CREATING RICH, DOCUMENT-LIKE NOTES WITH BEAUTIFUL TYPOGRAPHY AND LAYOUT OPTIONS. ITS LINKING FEATURES ALLOW YOU TO BUILD INTERCONNECTED WEBS OF THOUGHT, AND WHILE IT MIGHT NOT HAVE A DEDICATED "GRAPH VIEW" IN THE SAME SENSE AS OTHERS, ITS INTERCONNECTED DOCUMENT STRUCTURE CAN ACHIEVE SIMILAR VISUAL ORGANIZATIONAL BENEFITS FOR MANY USERS.

HOW TO MAXIMIZE YOUR GRAPH VIEW NOTE TAKING EXPERIENCE

SIMPLY ADOPTING A NOTE TAKING APP WITH A GRAPH VIEW IS ONLY THE FIRST STEP; UNLOCKING ITS FULL POTENTIAL REQUIRES A THOUGHTFUL APPROACH TO HOW YOU CREATE, LINK, AND ORGANIZE YOUR NOTES. THE EFFECTIVENESS OF A GRAPH VIEW IS DIRECTLY PROPORTIONAL TO THE QUALITY AND INTENTIONALITY OF THE CONNECTIONS YOU ESTABLISH. INVESTING TIME IN UNDERSTANDING YOUR OWN THOUGHT PROCESSES AND HOW THEY BEST TRANSLATE INTO A NETWORKED STRUCTURE WILL YIELD SIGNIFICANT REWARDS.

IT'S NOT JUST ABOUT MAKING LINKS; IT'S ABOUT MAKING MEANINGFUL LINKS. CONSIDER THE PURPOSE OF EACH NOTE AND HOW IT RELATES TO OTHERS. EXPERIMENT WITH DIFFERENT LINKING STRATEGIES AND DISCOVER WHAT WORKS BEST FOR YOUR PERSONAL KNOWLEDGE MANAGEMENT STYLE. THE MORE DELIBERATE YOU ARE WITH YOUR LINKING, THE MORE INSIGHTFUL AND USEFUL YOUR GRAPH VIEW WILL BECOME OVER TIME, TRANSFORMING FROM A MERE COLLECTION OF NOTES INTO A POWERFUL TOOL FOR COGNITION.

DEVELOP A CONSISTENT LINKING STRATEGY

THE KEY TO A USEFUL GRAPH VIEW IS CONSISTENCY IN YOUR LINKING HABITS. BEFORE YOU START LINKING NOTES, CONSIDER WHAT TYPES OF RELATIONSHIPS YOU WANT TO REPRESENT. ARE YOU LINKING IDEAS THAT SUPPORT EACH OTHER, OR IDEAS THAT CONTRAST? ARE YOU LINKING TO SOURCE MATERIAL, OR TO FOLLOW-UP TASKS? ESTABLISHING A PERSONAL CONVENTION FOR YOUR LINKS WILL MAKE YOUR GRAPH MORE INTERPRETABLE AND ACTIONABLE IN THE LONG RUN. DON'T JUST LINK BECAUSE YOU CAN; LINK BECAUSE THERE'S A REASON.

UTILIZE TAGS AND KEYWORDS EFFECTIVELY

TAGS AND KEYWORDS PROVIDE AN ESSENTIAL LAYER OF METADATA THAT COMPLEMENTS THE VISUAL STRUCTURE OF THE GRAPH. USE THEM TO CATEGORIZE NOTES BY PROJECT, THEME, OR IMPORTANCE. THIS ALLOWS YOU TO FILTER YOUR GRAPH VIEW, ISOLATE SPECIFIC CLUSTERS OF INFORMATION, AND QUICKLY FIND RELATED NOTES EVEN IF THEY AREN'T DIRECTLY LINKED. A WELL-TAGGED SYSTEM MAKES YOUR GRAPH MUCH MORE SEARCHABLE AND MANAGEABLE.

REGULARLY REVIEW AND REFINE YOUR GRAPH

YOUR KNOWLEDGE GRAPH IS A LIVING ENTITY THAT SHOULD BE TENDED TO. SCHEDULE REGULAR TIMES TO REVIEW YOUR GRAPH VIEW. LOOK FOR PATTERNS, IDENTIFY ORPHANED NOTES (NOTES WITH NO INCOMING OR OUTGOING LINKS), AND CONSOLIDATE REDUNDANT INFORMATION. THIS ITERATIVE PROCESS ENSURES THAT YOUR GRAPH REMAINS ACCURATE, COMPREHENSIVE, AND CONTINUES TO BE A VALUABLE ASSET FOR YOUR THINKING AND PRODUCTIVITY.

EMBRACE EMERGENCE

ONE OF THE MOST EXCITING ASPECTS OF GRAPH VIEW NOTE TAKING IS THE POTENTIAL FOR UNEXPECTED DISCOVERIES. DON'T BE AFRAID TO LET YOUR GRAPH EVOLVE ORGANICALLY. SOMETIMES THE MOST VALUABLE INSIGHTS COME FROM CONNECTIONS YOU DIDN'T INITIALLY PLAN. ALLOW YOURSELF TO EXPLORE TANGENTS AND FOLLOW NEW LINKS, AS THIS IS WHERE CREATIVITY AND NOVEL IDEAS OFTEN EMERGE. THE GRAPH VIEW IS A TOOL FOR EXPLORATION, NOT JUST ORGANIZATION.

CONSIDERATIONS WHEN SELECTING AN IOS GRAPH VIEW NOTE TAKER

CHOOSING THE RIGHT NOTE TAKING APP WITH GRAPH VIEW FOR YOUR IOS DEVICE INVOLVES MORE THAN JUST LOOKING AT SCREENSHOTS OF IMPRESSIVE GRAPHS. A DEEP DIVE INTO VARIOUS ASPECTS OF THE APPLICATION IS NECESSARY TO ENSURE IT ALIGNS WITH YOUR LONG-TERM NEEDS AND PREFERENCES. FACTORS SUCH AS PRICING, DATA OWNERSHIP, INTEGRATION CAPABILITIES, AND THE LEARNING CURVE ALL PLAY CRUCIAL ROLES IN THE DECISION-MAKING PROCESS. IT'S ABOUT FINDING A TOOL THAT SEAMLESSLY INTEGRATES INTO YOUR DAILY WORKFLOW WITHOUT BECOMING A HINDRANCE.

THINK ABOUT YOUR PRIMARY USE CASE. ARE YOU A STUDENT NEEDING TO CONNECT RESEARCH PAPERS? A WRITER OUTLINING A COMPLEX NOVEL? OR A PROFESSIONAL MANAGING MULTIPLE PROJECTS? THE ANSWER TO THESE QUESTIONS WILL GUIDE YOU TOWARD AN APP WITH THE MOST SUITABLE FEATURES AND ORGANIZATIONAL PARADIGMS. FURTHERMORE, CONSIDER THE FUTURE EVOLUTION OF THE APP AND ITS DEVELOPMENT ROADMAP. A WELL-SUPPORTED AND ACTIVELY DEVELOPED APP IS MORE LIKELY TO REMAIN A VALUABLE TOOL OVER TIME.

PRICING AND SUBSCRIPTION MODELS

NOTE TAKING APPS COME WITH A VARIETY OF PRICING STRUCTURES, FROM FREE, OPEN-SOURCE OPTIONS TO SUBSCRIPTION-BASED SERVICES. FREE APPS ARE GREAT FOR TRYING OUT THE CONCEPT, BUT THEY MAY LACK ADVANCED FEATURES OR ROBUST SUPPORT. SUBSCRIPTION MODELS OFFER CONTINUOUS DEVELOPMENT AND CLOUD FEATURES, BUT THEY REPRESENT AN ONGOING COST. CAREFULLY ASSESS YOUR BUDGET AND THE VALUE YOU EXPECT TO RECEIVE FROM THE APP'S FEATURES BEFORE COMMITTING TO A PURCHASE OR SUBSCRIPTION.

DATA OWNERSHIP AND PRIVACY

FOR MANY USERS, THE CONTROL OVER THEIR DATA IS A PARAMOUNT CONCERN. APPS THAT STORE YOUR NOTES LOCALLY ON YOUR DEVICE OR USE OPEN FILE FORMATS LIKE MARKDOWN OFFER GREATER DATA OWNERSHIP AND PRIVACY. CLOUD-BASED SERVICES OFTEN PROVIDE SEAMLESS SYNCING, BUT IT'S IMPORTANT TO UNDERSTAND THEIR DATA POLICIES AND HOW YOUR INFORMATION IS STORED AND PROTECTED. ENSURE THE APP'S APPROACH TO DATA ALIGNS WITH YOUR PERSONAL PRIVACY STANDARDS.

SYNCING AND CROSS-PLATFORM COMPATIBILITY

IF YOU USE MULTIPLE DEVICES (iPhone, iPad, Mac, Windows PC), SEAMLESS SYNCHRONIZATION IS ESSENTIAL. LOOK FOR APPS THAT OFFER RELIABLE CLOUD SYNCING, IDEALLY THROUGH iCloud FOR APPLE USERS, OR THEIR OWN PROPRIETARY SYNCING SERVICE. CROSS-PLATFORM COMPATIBILITY ENSURES THAT YOU CAN ACCESS AND EDIT YOUR NOTES FROM ANY DEVICE, MAINTAINING A CONSISTENT WORKFLOW REGARDLESS OF WHERE YOU ARE.

USER INTERFACE AND EASE OF USE

A NOTE TAKING APP SHOULD BE A PLEASURE TO USE, NOT A CHORE. CONSIDER THE APP'S USER INTERFACE (UI) AND OVERALL USER EXPERIENCE (UX). IS IT INTUITIVE AND EASY TO NAVIGATE? DOES THE GRAPH VIEW LOOK APPEALING AND FUNCTIONAL ON YOUR iOS DEVICE? A STEEP LEARNING CURVE CAN DETER EVEN THE MOST DEDICATED USER, SO OPT FOR AN APP WHOSE INTERFACE FEELS NATURAL AND EFFICIENT FOR YOUR PARTICULAR NEEDS.

COMMUNITY AND SUPPORT

THE AVAILABILITY OF A SUPPORTIVE COMMUNITY AND RESPONSIVE CUSTOMER SUPPORT CAN SIGNIFICANTLY ENHANCE YOUR EXPERIENCE. LOOK FOR APPS WITH ACTIVE USER FORUMS, DOCUMENTATION, OR TUTORIALS. IF YOU ENCOUNTER ISSUES OR HAVE QUESTIONS, HAVING A PLACE TO FIND ANSWERS OR GET HELP CAN BE INVALUABLE, ESPECIALLY WHEN DEALING WITH COMPLEX FEATURES LIKE GRAPH VIEWS.

THE FUTURE OF VISUAL NOTE TAKING ON iOS

THE EVOLUTION OF NOTE TAKING APPS WITH GRAPH VIEW CAPABILITIES ON iOS IS A TESTAMENT TO THE INCREASING RECOGNITION OF VISUAL AND NETWORKED THINKING AS POWERFUL COGNITIVE TOOLS. AS TECHNOLOGY ADVANCES, WE CAN ANTICIPATE EVEN MORE SOPHISTICATED AND INTUITIVE WAYS TO VISUALIZE AND INTERACT WITH OUR KNOWLEDGE. MACHINE LEARNING AND AI MAY PLAY A LARGER ROLE IN SUGGESTING CONNECTIONS OR AUTOMATICALLY ORGANIZING NOTES BASED ON SEMANTIC UNDERSTANDING, FURTHER STREAMLINING THE PROCESS OF KNOWLEDGE MANAGEMENT.

FURTHERMORE, THE INTEGRATION OF GRAPH VIEW FUNCTIONALITIES INTO BROADER PRODUCTIVITY ECOSYSTEMS IS LIKELY TO EXPAND. IMAGINE NOTE-TAKING APPS THAT SEAMLESSLY COMMUNICATE WITH PROJECT MANAGEMENT TOOLS, CALENDARS, AND COMMUNICATION PLATFORMS, ALL WHILE MAINTAINING A VISUAL REPRESENTATION OF HOW THESE DIFFERENT ASPECTS OF YOUR WORK AND LIFE CONNECT. THE FUTURE PROMISES A MORE INTEGRATED AND INTELLIGENT APPROACH TO CAPTURING, ORGANIZING, AND UTILIZING INFORMATION, WITH iOS DEVICES AT THE FOREFRONT OF THIS INNOVATION.

AI-POWERED INSIGHTS AND ORGANIZATION

THE INTEGRATION OF ARTIFICIAL INTELLIGENCE IS SET TO REVOLUTIONIZE GRAPH VIEW NOTE TAKING. AI COULD POTENTIALLY ANALYZE YOUR NOTES TO IDENTIFY THEMATIC CONNECTIONS, SUGGEST NEW LINKS, OR EVEN GENERATE SUMMARIES OF RELATED INFORMATION. THIS WOULD MOVE BEYOND MANUAL LINKING, OFFERING PROACTIVE INSIGHTS AND AUTOMATING ASPECTS OF KNOWLEDGE ORGANIZATION, MAKING YOUR GRAPH VIEW EVEN MORE DYNAMIC AND INTELLIGENT.

ENHANCED INTEROPERABILITY

AS APPLICATIONS BECOME MORE SPECIALIZED, THE NEED FOR INTEROPERABILITY GROWS. FUTURE NOTE TAKING APPS WITH GRAPH VIEWS WILL LIKELY FEATURE MORE ROBUST INTEGRATIONS WITH OTHER PRODUCTIVITY TOOLS, SUCH AS TASK MANAGERS, CALENDAR APPS, AND CLOUD STORAGE SERVICES. THIS WILL ALLOW FOR A MORE HOLISTIC MANAGEMENT OF YOUR DIGITAL LIFE, WHERE YOUR KNOWLEDGE GRAPH CAN INFLUENCE AND BE INFLUENCED BY OTHER ASPECTS OF YOUR WORKFLOW.

IMMERSIVE AND INTERACTIVE VISUALIZATIONS

ADVANCEMENTS IN MOBILE DISPLAY TECHNOLOGY AND AUGMENTED REALITY COULD LEAD TO EVEN MORE IMMERSIVE AND INTERACTIVE GRAPH VISUALIZATIONS. IMAGINE BEING ABLE TO "WALK THROUGH" YOUR KNOWLEDGE GRAPH IN 3D, OR USE AR TO OVERLAY CONNECTIONS ONTO YOUR PHYSICAL ENVIRONMENT. WHILE THIS MAY SEEM FUTURISTIC, THE PACE OF INNOVATION SUGGESTS THAT SUCH CAPABILITIES ARE WITHIN REACH, FURTHER ENHANCING THE WAY WE PERCEIVE AND UTILIZE INFORMATION.

PERSONALIZED KNOWLEDGE NETWORKS

THE ULTIMATE GOAL IS TO CREATE A KNOWLEDGE NETWORK THAT IS PERFECTLY TAILORED TO YOUR INDIVIDUAL THINKING STYLE AND NEEDS. FUTURE APPS WILL LIKELY OFFER GREATER PERSONALIZATION OPTIONS, ALLOWING USERS TO CUSTOMIZE NOT ONLY THE APPEARANCE OF THEIR GRAPH BUT ALSO THE UNDERLYING LOGIC AND ALGORITHMS THAT GOVERN ITS STRUCTURE AND SUGGESTED CONNECTIONS. THIS WILL EMPOWER USERS TO BUILD TRULY UNIQUE AND POWERFUL PERSONAL KNOWLEDGE SYSTEMS.

FAQ

Q: WHAT MAKES A GRAPH VIEW DIFFERENT FROM A TRADITIONAL FOLDER SYSTEM FOR NOTES ON IOS?

A: A TRADITIONAL FOLDER SYSTEM ORGANIZES NOTES HIERARCHICALLY, LIKE FILES ON A COMPUTER. A GRAPH VIEW, ON THE OTHER HAND, ORGANIZES NOTES AS INTERCONNECTED NODES, WITH LINKS REPRESENTING RELATIONSHIPS BETWEEN THEM. THIS ALLOWS YOU TO SEE HOW IDEAS CONNECT ACROSS DIFFERENT FOLDERS OR TOPICS, REVEALING EMERGENT PATTERNS AND FOSTERING A MORE NETWORKED UNDERSTANDING OF YOUR INFORMATION.

Q: ARE NOTE TAKING APPS WITH GRAPH VIEW SUITABLE FOR CASUAL NOTE-TAKERS?

A: WHILE POWERFUL FOR COMPLEX KNOWLEDGE MANAGEMENT, NOTE TAKING APPS WITH GRAPH VIEWS CAN ALSO BE BENEFICIAL FOR CASUAL NOTE-TAKERS WHO WANT TO BETTER UNDERSTAND CONNECTIONS BETWEEN PERSONAL IDEAS, CREATIVE PROJECTS, OR SIMPLE TO-DO LISTS. THE VISUAL REPRESENTATION CAN MAKE EVEN BASIC NOTE-TAKING MORE ENGAGING AND INSIGHTFUL.

Q: DO I NEED TO BE A TECH EXPERT TO USE A NOTE TAKING APP WITH GRAPH VIEW ON IOS?

A: MOST MODERN NOTE TAKING APPS WITH GRAPH VIEW FEATURES ARE DESIGNED WITH USER-FRIENDLINESS IN MIND. WHILE SOME ADVANCED FEATURES MIGHT REQUIRE A BIT OF LEARNING, THE BASIC FUNCTIONALITY OF CREATING NOTES AND LINKING THEM IS GENERALLY STRAIGHTFORWARD. MANY APPS OFFER TUTORIALS AND COMMUNITY SUPPORT TO HELP NEW USERS GET STARTED.

Q: HOW DOES iCloud SYNC WORK WITH GRAPH VIEW NOTE TAKING APPS ON IOS?

A: FOR APPS THAT SUPPORT iCloud, YOUR NOTES AND THEIR CONNECTIONS ARE SYNCED ACROSS ALL YOUR APPLE DEVICES. THIS MEANS IF YOU ADD A NOTE OR CREATE A LINK ON YOUR iPhone, IT WILL AUTOMATICALLY APPEAR ON YOUR iPad OR MAC, ENSURING YOUR KNOWLEDGE GRAPH IS ALWAYS UP-TO-DATE AND ACCESSIBLE FROM ANYWHERE.

Q: CAN I IMPORT MY EXISTING NOTES INTO A NOTE TAKING APP WITH GRAPH VIEW ON IOS?

A: MANY GRAPH VIEW NOTE TAKING APPS SUPPORT IMPORTING NOTES FROM VARIOUS FORMATS, SUCH AS PLAIN TEXT (.TXT), MARKDOWN (.MD), OR EVEN FROM OTHER NOTE-TAKING APPLICATIONS. THIS ALLOWS YOU TO MIGRATE YOUR EXISTING KNOWLEDGE BASE AND START BUILDING YOUR INTERCONNECTED GRAPH WITHOUT LOSING YOUR PAST WORK.

Q: WHAT ARE "BI-DIRECTIONAL LINKS" IN THE CONTEXT OF GRAPH VIEW NOTE TAKING APPS?

A: BI-DIRECTIONAL LINKS MEAN THAT WHEN YOU LINK NOTE A TO NOTE B, A LINK IS AUTOMATICALLY CREATED BACK FROM NOTE B TO NOTE A. THIS CREATES A TWO-WAY CONNECTION, MAKING IT EASY TO NAVIGATE BETWEEN RELATED NOTES AND UNDERSTAND THE FULL CONTEXT OF HOW INFORMATION IS INTERCONNECTED WITHIN YOUR KNOWLEDGE BASE.

Q: HOW DO I CHOOSE BETWEEN A LOCAL-FIRST APP AND A CLOUD-BASED APP FOR GRAPH VIEW NOTE TAKING ON IOS?

A: LOCAL-FIRST APPS STORE YOUR DATA DIRECTLY ON YOUR DEVICE, OFFERING MAXIMUM CONTROL AND PRIVACY. CLOUD-BASED APPS OFFER SEAMLESS SYNCING ACROSS DEVICES AND COLLABORATION FEATURES, BUT REQUIRE TRUST IN THE PROVIDER'S SECURITY AND PRIVACY POLICIES. YOUR CHOICE DEPENDS ON YOUR PRIORITIES REGARDING DATA OWNERSHIP AND ACCESSIBILITY.

Q: IS IT POSSIBLE TO CUSTOMIZE THE APPEARANCE OF THE GRAPH VIEW IN IOS NOTE TAKING APPS?

A: YES, MANY NOTE TAKING APPS WITH GRAPH VIEW CAPABILITIES OFFER EXTENSIVE CUSTOMIZATION OPTIONS. THIS CAN INCLUDE CHANGING NODE COLORS, LINK STYLES, LAYOUT ALGORITHMS, AND FILTERING OPTIONS, ALLOWING YOU TO TAILOR THE VISUAL REPRESENTATION OF YOUR KNOWLEDGE NETWORK TO YOUR PREFERENCES AND NEEDS.

[Note Taking App With Graph View Ios](#)

Find other PDF articles:

<https://testgruff.allegrograph.com/technology-for-daily-life-02/files?trackid=OSf19-6150&title=daily-checklist-app-with-reminders.pdf>

note taking app with graph view ios: Markdown Writing Guide Lucas Lee, AI, 2025-02-22
Markdown Writing Guide offers a comprehensive journey into the world of Markdown, the streamlined markup language transforming digital content creation. This book simplifies digital writing by focusing on Markdown syntax, formatting best practices, and real-world applications. Learn how Markdown's simplicity allows writers to concentrate on content, not complex formatting, making it ideal for web writing, digital documentation, and technical writing. The guide starts with the basic syntax and progressively introduces advanced formatting techniques like tables and mathematical expressions. Discover how Markdown promotes clarity and portability in digital documents, ensuring readability across devices. You'll also explore the practical integration of Markdown with tools like Git for version control, enhancing collaboration on projects. With its practical, hands-on approach, Markdown Writing Guide uses clear examples and exercises to reinforce learning. Whether you're a student, writer, developer, or blogger, this book provides a straightforward path to mastering Markdown and improving your digital writing skills, streamlining content creation across various platforms.

note taking app with graph view ios: Foundation iPhone App Development Nick Kuh, 2012-12-30
Taking a hands-on learning approach, Foundation iPhone App Development: Build An iPhone App in 5 Days with iOS 6 SDK quickly enables existing programmers to become familiar and comfortable coding Objective-C using Xcode 4.5, Storyboarding and the iOS 6 SDK to create apps for

the iPhone. Nick Kuh, an experienced, Apple award-winning developer, will teach readers how to build an iOS 6 iPhone app from start to finish in 5 days. During a 5-day process you will learn how to build a professional, custom-designed, object-oriented iPhone App. You'll start with a PhotoShop PSD design and an app idea. Then, throughout the remainder of the book, Nick will guide you through each stage of building the app. But it's you who will build the app. You will learn how to think like an app developer, how to turn an idea into a beautiful iPhone app. In addition to the code and programming practices introduced, the book includes numerous tips, tricks and lessons learned to help new iPhone App developers succeed on the App Store: SEO, in-app marketing approaches and how to win more 5 star reviews. The 5-day learning process is divided into the following key stages: Day 1 begins with the initial planning, paper prototyping and Photoshop design phases of an app idea. You'll learn how to provision your iOS apps for deployment to your iPhone. By the end of your first day you'll get to learn on the job, creating an Object-Oriented Black Jack Game that implements the Model View Controller paradigm in Objective C. Day 2 is all about Storyboarding: creating and connecting all of the user interface views of our app. Day 3 begins with table views and data population. By the end of the third day you'll be knee-deep in Core Data: building a data model and creating an editable, persistent data storage solution for your app. By Day 4 you'll be learning how to communicate with Facebook using Apple's new Social framework introduced in iOS 6. Day 5 kicks off with code and methods to add in-app social network marketing to your app. With your completed app you'll then learn how to submit an App to Apple alongside numerous tips and tricks to improve your chances of success and visibility in this unique marketplace. From start to finish, this book inherits Nick's tried and tested methods to build beautiful native iPhone Apps efficiently. After reading and using this book, you'll come away with a core iOS development process and coding concepts that can be re-used and applied to your own iPhone app projects. Moreover, you'll gain an understanding of how to architect your own apps, write reusable code and implement best practices for faster productivity and maybe even make some money, too.

note taking app with graph view ios: Creating iOS Apps Richard Warren, 2013-11-20 With more than 600 million iOS devices sold, Apple's booming mobile platform provides a immense and continuously growing app market for developers. And with each update to the iOS SDK, Apple offers the richest set of additional developer tools. iOS 7.0 is no exception. iOS programming expert Richard Warren shows you how to use these powerful tools to begin writing the next generation of iOS apps. You will hone your development skills by creating a complete, full-featured mobile application. You'll learn to build an intuitive and beautiful user interface, beginning with linking View Controllers in the Storyboard and then adding custom drawn views. Next, you will learn how to use iCloud storage and Core Data to manage an app's data model, synchronizing data across multiple devices. Then you will learn ways to make your app stand out, using more advanced iOS techniques like UIKit Dynamics and UIMotionEffects. Finally, Richard shows you how to prepare your app for submission to the App Store, getting it in front of iOS users around the world. This book includes: Real-world guidance and advice Insight into the current best practices from an iOS programming expert An essential introduction to the Objective-C language and Cocoa design patterns Coverage of key iOS 7.0 technologies, including the asset catalog, dynamic fonts, UIKit Dynamics, UIMotionEffects, Sprite Kit, and more.

note taking app with graph view ios: iOS App Development Portable Genius Richard Wentk, 2012-06-22 The essential skills and technologies needed for iOS development in one handy guide! The unprecedented popularity of iOS devices, such as the iPhone, iPad, and iPod touch, has led to a development boom. If you're eager to become part of the action, then this is the book for you! Packed with must-have information on iOS development, this handy guide covers Objective-C, Xcode, Frameworks, and sound design principles and explains how to upload an app to the app store and integrate apps with the latest advances that Apple offers developers. The featured tips and tricks will get you up and running and sharpen your skills as an iOS developer. Gets savvy beginning developers started with iOS development while also keeping experienced iOS developers up to date on the latest in this field Features easy-to-follow instructions on the strong and stable iOS platform

iOS Development Portable Genius covers all the essentials you need to get started with iOS development today.

note taking app with graph view ios: Apple Watch For Dummies Marc Saltzman, 2021-01-07 Explore the vast yet compact world on your wrist! So you've bought an Apple Watch and you've been having a really great time talking to your wrist, but now you're wondering what other sorts of fun trouble you can find. For that, the updated edition of Apple Watch For Dummies is your perfect guide, providing a friendly overview of the latest series of Apple Watches on the new OS. Whatever you want to achieve—peak health via sleep-tracking and an app-based fitness plan, the ability to navigate your way out of a scary forest at night using the GPS and torch functions, or just a convenient method of finding your iPhone—everything you need to know about the amazing device on your wrist is right here at your fingertips. Marc Saltzman—journalist, lecturer, TV personality, and host of “Gear Guide,” a tech-focused video that reaches 60 million viewers a year—expertly guides you through the wrist-based virtual world opened up by Apple's compact wonder-gadget, taking you from the basics of the interface and buttons, through to practical applications like Apple Pay, and then on to the nifty stuff, like chatting to friends on Walkie Talkie, checking your blood oxygen levels, or unlocking your hotel room door with a casual flick of your wrist. Get au fait with display and buttons Keep in touch via calls, texts, and more Manage your media, finances, health, work, and more Dive into the wonderful world of apps Whatever it is you think you'll use your Apple Watch for, you'll end up doing much, much more.

note taking app with graph view ios: *The International Conference on Health Informatics* Yuan-Ting Zhang, 2013-11-20 This volume presents the proceedings of the International Conference on Health Informatics (ICHI). The conference was a new special topic conference initiative by the International Federation of Medical and Biological Engineering (IFMBE), held in Vilamoura, Portugal on 7-9 November, 2013. The main theme of the ICHI2013 was “Integrating Information and Communication Technologies with Biomedicine for Global Health”. The proceedings offer a unique forum to examine enabling technologies of sensors, devices and systems that optimize the acquisition, transmission, processing, storage, retrieval of biomedical and health information as well as to report novel clinical applications of health information systems and the deployment of m-Health, e-Health, u-Health, p-Health and Telemedicine.

note taking app with graph view ios: **IOS 5 Programming Pushing the Limits** Rob Napier, Mugunth Kumar, 2011-12-20 Provides information on using iOS 5 to create applications for the iPhone, iPad, and iPod Touch.

note taking app with graph view ios: Beginning iOS Apps with Facebook and Twitter APIs Chris Dannen, Christopher White, 2011-10-08 Beginning iOS Apps with Facebook and Twitter APIs shows you how to add the power of social networking to your mobile apps on iPhone, iPad, and iPod touch. With this book as your guide, you can write apps that connect to Facebook and Twitter quickly, securely, and discreetly. Instead of starting from scratch, you will build on the vast resources, data storage capacity, and familiar features of these platforms which have become part of everyday life for hundreds of millions of users worldwide. Beginning iOS Apps with Facebook and Twitter APIs introduces you to the development tools, techniques, and design practices you will need to work with the APIs. It helps you decide whether to use Facebook, Twitter, or both, and explains the important issues of design, branding, and permissible use guidelines. You will learn how to guarantee privacy and use OAuth for authentication and single sign-on. Create news apps, shopping apps, contact apps, GPS apps, guides, and more, that let users transparently: Sign on once, then freely work with and manage their Facebook and Twitter accounts Publish game high scores, post likes, links, and status updates Send messages, share pictures, and forward Tweets Tweet a link to an event, show themselves as attending, and see who else is there Show Tweets that are relevant to a topic within a news app Show Tweets about a restaurant Organize a group or community From time to time, new forms of communication come along that make it easier for people to communicate and manage their social lives. Like phone calls and SMS before them, Facebook and Twitter have, in a short time, become essential parts of the social fabric of life for an ever-growing number of people

throughout the world. The knowledge you'll gain from Beginning iOS Apps with Facebook and Twitter APIs will help you create exciting and popular iOS apps that your users will rely on every day to help make their lives more meaningful and connected.

note taking app with graph view ios: Teach Yourself VISUALLY Apple Watch Guy Hart-Davis, 2015-07-08 Master your new smartwatch quickly and easily with this highly visual guide Teach Yourself VISUALLY Apple Watch is a practical, accessible guide to mastering the powerful features and functionality of your new smartwatch. For Apple devotees and new users alike, this easy-to-follow guide features visually rich tutorials and step-by-step instructions that show you how to take advantage of all of the Apple watch's capabilities. You'll learn how to track your health, control household devices, download and install apps, sync your music, sync other Apple devices, and efficiently use the current OS. The visually driven instruction style dovetails perfectly with the visual cue-based OS, helping you master the basic features and explore the more advanced functionality and most commonly associated accessories. The Apple Watch is the latest addition to Apple's family of mobile devices, featuring the latest in consumer wearable tech. This guide is your expert, visual reference for unlocking all the features of your Apple Watch. Learn the features visually with 400 full-color screen shots Master the basic Apple Watch functions and customize your settings Get optimal performance from your smartwatch with expert tips Find the best apps and services to fit your personal needs The Apple Watch's graphics-intensive touch interface is perfect for visual learners, and this guide mirrors that feature with a highly visual approach to using both the OS and the device itself. With full coverage, plenty of screen shots, and expert tips and tricks, Teach Yourself VISUALLY Apple Watch is the companion you cannot be without.

note taking app with graph view ios: Using the iPhone (covers 3G, 3Gs and 4 running iOS4) Paul McFedries, 2010-10-01 Get comfortable with iPhone 4, the latest version of the iPhone. Don't just read about it: see it, hear it, with step-by-step video tutorials and valuable audio sidebars delivered through the Free Web Edition that comes with every USING book. For the price of the book, you get online access anywhere with a web connection—no books to carry, content is updated, and the benefit of video and audio learning. Way more than just a book, this is all the help you'll ever need... Where you want, when you want! Learn fast, learn easy, using web, video, and audio Show Me video walks through tasks you've just got to see—including bonus advanced techniques Tell Me More audio delivers practical insights straight from the experts UNLOCK THE FREE WEB EDITION—To register your USING book, visit quepublishing.com/using. Covers: Apple iPhone Category: Apple Digital Media User Level: Beginner

note taking app with graph view ios: Understanding and Creating Digital Texts Richard Beach, Chris M. Anson, Lee-Ann Kastman Breuch, Thomas Reynolds, 2014-10-16 Given the increased use of digital reading and writing tools in the classroom, this book provides secondary and college English language arts teachers with activities and classroom examples for using a range of different digital tools—blogs, wikis, websites, annotations, Twitter, mapping, forum discussions, etc.—to engage students in understanding and creating digital texts. It therefore integrates reading and writing instruction through goal-driven activities supported by uses and affordances of digital tools. This book also provides a framework for designing these activities that encourage students to define purpose and audience, make connections between digital texts and people, collaborate with others, employ alternative modes of communication and gain new perspectives, and constructing identities; practices that are linked to addressing the high school English Language Arts Common Core State Standards. The book also describes ways to use digital tools to support these practices—for example, using digital tools to foster students' collaborative reading and writing. The book also describes use of digital feedback and e-portfolio tools to foster students' reflection on their uses of these practices.

note taking app with graph view ios: macOS Catalina: The Missing Manual David Pogue, 2019-12-03 Apple gives macOS new features and improvements right on your desktop and under the hood with Catalina—aka OS X 10.15. With this updated guide, you'll learn how to use your iPad as a second screen, work with iPad apps on your Mac, and use Screen Time on your Mac. This new edition of the #1 bestselling Mac book shows you how to use the revamped apps for Music,

Podcasts, and TV. Loaded with illustrations, step-by-step instructions, tips, and tricks, this book from David Pogue—Missing Manual series creator, New York Times columnist, and Emmy-winning tech correspondent for CNBC, CBS, and NPR—covers everything Catalina has to offer with lots of humor and technical insight.

note taking app with graph view ios: iPhone: The Missing Manual David Pogue, 2019-11-05 The iPhone 11, 11 Pro, 11R, and 11Max are faster than ever and have more powerful cameras. With the latest edition of this bestselling guide, you get a funny, gorgeously illustrated guide to the tips, shortcuts, and workarounds that will turn you into an iPhone master. Written by David Pogue—Missing Manual series creator, New York Times columnist, and Emmy-winning tech correspondent for CNBC, CBS, and NPR—this update shows you everything you need to know about new iPhone features and the iOS 13 user interface. Pick up this beautiful full-color book and learn how to get the most out of your iPhone.

note taking app with graph view ios: Incredible iPad Apps For Dummies Bob LeVitus, 2010-11-17 Fill your iPad with cool apps with help from this full-color directory! The popularity of the iPad is growing at an unstoppable rate and users are looking for help sorting through the tens of thousands of apps available in the App Store. Packed with helpful reviews and valuable tips on how to make the most of each app, this book walks you through the vast selection of apps and helps you narrow down the most essential and entertaining apps for your needs and interests. Mac guru Bob Dr. Mac LeVitus helps you uncover the best of the best apps in business, education, entertainment, finance, health, fitness, games, news, music, sports, weather, and more. Helps you sort through the tens of thousands of apps available for the iPad so you can find the apps that are right for you Shows you a variety of the most useful apps in the fields of music, entertainment, sports, business, games, news, social networking, health and fitness, and more Helps you uncover what apps are worth the price and what's fabulous for free Provides expert insights and light-hearted reviews of each featured iPad app from longtime For Dummies author and Mac enthusiast Bob Dr. Mac LeVitus With Incredible iPad Apps For Dummies, you'll discover how to have fun, get more done, and make the most of your iPad.

note taking app with graph view ios: Designing the iPhone User Experience Suzanne Ginsburg, 2010-08-12 In her book Designing the iPhone User Experience, Suzanne Ginsburg takes a fresh look at cutting-edge, user-centered design from the perspective of designing mobile user experiences for the iPhone. Her book brings together everything you need to know to design great products for mobile contexts. —Pabini Gabriel-Petit, UX Strategy & Design Consultant and Publisher and Editor in Chief of UXmatters “It’s about time! Suzanne Ginsburg takes the best of User-Centered Design (UCD) principles and tweaks them with a dash of mobile and a lot of hints about what it means to implement the Apple Human Interface Guidelines for iPhone. Your idea for an iPhone app has much better chances of being accepted by iPhone owners (and by the iTunes watchdogs guarding entry to the App Store) if you follow even half of the suggestions in this book.” —Nancy Frishberg, Ph.D., User Experience Strategist and past Chair of BayCHI Given the fiercely competitive state of the iPhone app landscape, it has become increasingly challenging for app designers and developers to differentiate their apps. The days are long gone when it was possible to crank out an app over the weekend and refine it after receiving a few not so flattering user reviews. Users now have choices -- lots of them. If your app is difficult to use or doesn’t meet their needs, finding another one is just a tap away. To illustrate, consider the ever-growing field of Twitter clients. There are hundreds of variations in the App Store but only a handful stand out from the pack (such as Tweetie or Twitterific). For most apps, it boils down to one thing: the user experience. The same is true for countless other categories within the App Store; well-designed apps are more likely to attract and retain users. Of course there are other critical aspects of iPhone app development: the coding, the marketing, the customer support. All of the elements must come together. Designing the iPhone User Experience will help you tackle the user experience part of the iPhone challenge. Three key themes will be reinforced throughout the book: Know thy user, the Design Lifecycle, and Attention to Detail: Know Thy User Millions of people depend on iPhone apps to get them to work,

find their next meal, and stay in touch with family and friends. Professionals of all kinds also rely on iPhone apps: doctors look up drug interactions; photographers fine-tune lighting; cyclists find the best routes. To truly understand how your apps can fit into their lives, designers and developers must learn how users do things today, what's important to them, and what needs have not been met. Part II, Introduction to User Research, will introduce a variety of user research methods. The Design Lifecycle Award-winning designs rarely happen overnight; they usually only occur after many rigorous design cycles. To illustrate this point, consider USA TODAY's iPhone application, which went through at least seven iterations for the article view in their app. These kinds of iterations should happen before you launch your app, since it will save valuable time and money, not to mention the headaches a bad design could create for your user. More importantly, you may only have one chance to impress your users -- you do not want to sell them half-baked ideas. Part III, Developing your App Concept, will explain how to iteratively design and test your app concepts. Attention to Detail Most professionals know that attention to detail is important, but hundreds of apps fail to incorporate even the most basic design principles. This lack of attention is not merely an aesthetic issue (which is important) it also affects the way apps function. For example, a news article without proper alignment will be difficult to read, and a poorly rendered icon will be challenging to interpret. Apps with a razor sharp attention to detail will stand out because their apps will look good and perform well. Part IV, Refining your App Concept, will show you how to make to your app shine, from visual design and branding to accessibility and localization. Mastering these three areas will help set your app apart from the crowd. You may not have an award-winning app over night. But knowing your users, iterative design, and attention to detail are important first steps.

note taking app with graph view ios: Beginning iPhone Development with Swift 3 Molly Maskrey, Kim Topley, David Mark, Fredrik Olsson, JEFF LAMARCHE, 2016-11-17 Create your very own apps for the latest iOS devices. You'll start with the basics, and then work your way through the process of downloading and installing Xcode and the iOS 10 SDK, and then guides you through the creation of your first simple application. Assuming little or no working knowledge of the Swift programming language, and written in a friendly, easy-to-follow style, Beginning iPhone Development with Swift 3 offers a comprehensive course in iPhone and iPad programming. In this third edition of the best-selling book, you'll learn how to integrate all the interface elements iOS users have come to know and love, such as buttons, switches, pickers, toolbars, and sliders. Every single sample app in the book has been rebuilt from scratch using the latest Xcode and the latest iOS 10-specific project templates, and designed to take advantage of the latest Xcode features. Discover brand-new technologies, as well as significant updates to existing tools. You'll master a variety of design patterns, from the simplest single view to complex hierarchical drill-downs. The art of table building will be demystified, and you'll learn how to save your data using the iOS file system. You'll also learn how to save and retrieve your data using a variety of persistence techniques, including Core Data and SQLite. And there's much more! What You Will Learn Develop your own bestselling iPhone and iPad apps Utilize Swift playgrounds Display data in Table Views Draw to the screen using Core Graphics Use iOS sensor capabilities to map your world Get your app to work with iCloud and more Who This Book is For Anyone who wants to start developing for iPhone and iPad.

note taking app with graph view ios: *iPhone App Development: The Missing Manual* Craig Hockenberry, 2010-05-03 Anyone with programming experience can learn how to write an iPhone app. But if you want to build a great app, there's a lot more to it than simple coding: you also need to know how design and market your creation. This easy-to-follow guide walks you through the entire process, from sketching out your idea to promoting the finished product. Get to know the tools for developing your iPhone app Design a great app before you start coding Build a complex app with Xcode and Interface Builder Decide how to brand your app-then beta-test that brand in the real world Learn the inside scoop on how to get your app into the App Store Promote your product, track sales, and build a strong customer following

note taking app with graph view ios: *iPad All-in-One For Dummies* Nancy C. Muir, 2012-12-03 It's all iPad, all the time - at home, at work, and on the go - updated for iOS 6! The iPad

was an overnight sensation and now it's simply indispensable. Whether you use it for work, play, or everyday life, the new iPad is packed with even more features and power than ever. In this fun and practical guide, veteran For Dummies author Nancy C. Muir walks you through the latest features and functions, including what the new iOS6 software brings to the table. Go beyond the basics, get serious about using your iPad for all it's worth, and don't miss the ways to have fun with it as well. This book covers it all, and in full color! Covers the third-generation iPad, iPad 2 and original iPad and is fully updated for iOS 6 Packs six minibooks in one full-color guide: iPad Basics, Just for Fun, iPad on the Go, Getting Productive with iWork, Using iPad to Get Organized, and Must-Have iPad Apps Explores the latest iPad and iOS 6 features, including Siri, Passbook, FaceTime video calls over cellular, a brand new Maps app, Facebook integration, and more Walks you through enhanced functions, such as improved e-mail with a VIP inbox and new iCloud browsing tabs Shows you how to use iWork and other productivity apps to dress up your documents, create stellar spreadsheets, add pizzazz to your presentations, and maintain your schedule on the run Covers the best-of-the-best business, travel, educational, news, weather, and financial apps Your world is just a touch away with iPad and iPad All-in-One For Dummies, 5th Edition.

note taking app with graph view ios: iPad in Education For Dummies Sam Gliksman, 2014-09-30 The easy way to effectively implement iPads in the classroom The iPad is a natural fit for education in the 21st century, and this hands-on guide shows you just how to implement it in your educational institution. iPad in Education For Dummies serves as a roadmap for the device's successful use as an education tool—from both a personal and institutional perspective. It examines why the iPad is a perfect fit for contemporary educational needs, how to purchase and deploy them within an organization, and outlines best practices, tools, and apps for their educational use across all curricula and grade levels. A cross between a powerful computer, iPod, game console, and e-reader, the iPad is an ultraportable—and ultra cool—touch device from Apple. In 2013, the iPad was deployed in Chicago Public Schools, LA Unified School district, Oxnard School District in California, and Raleigh County Public Schools in West Virginia, to name a few. In this new edition of iPad in Education For Dummies, you'll find the latest coverage of interactive media and augmented reality apps, creating and publishing class books and textbooks, moving from lectures to interactive classroom presentations, setting up digital student profiles, and much more. Includes up-to-date coverage of Apple's iPad hardware and iOS software Covers managing classroom workflow challenges, including how to distribute, share, collaborate, and collect digital documents Written by one of the foremost authorities on iPad deployments in schools Provides clear information on what decisions you need to make to deploy and use the iPad effectively in the classroom If you're a school administrator, teacher, or educational IT specialist who is considering deploying the iPad in the classroom, this handy guide has everything to set you up for success.

note taking app with graph view ios: My New iPhone Wally Wang, 2009 Presents step-by-step instructions covering the features of the iPhone and the iPod Touch.








Related to note taking app with graph view ios

Android Windows notability goodnotes iOS notability .note goodnotes app pdf
Notepad++ - NDD MAC OS 12.3 ccompare
2025 9 K80 K80
Civi5 Pro
Note Notion
OneNote - 1 OneNote 2 OneNote 3 OneNote
BookxNote - 1. Record: During the lecture, use the note-taking column to record the lecture using telegraphic sentences. 2. Questions: As soon after class as possible, formulate

[illegible]

joplin - 2020-09-28 16:07:00
joplin 2.0.0-beta.12

[Android](#)
[Windows](#)
[notability](#)
[goodnotes](#)
[iOS](#)
[notability](#)
[.note](#)
[goodnotes](#)
[app](#)
[pdf](#)

2025  **9**  **K80**  **K80** 
  Civi5 Pro 

OneNote - 1 OneNote 2 OneNote 3 OneNote

Simple sticky

[illegible]

Related to note taking app with graph view ios

10 Best Note Taking Apps 2025 (We Tested Them All) (TechShout17h)

6 note-taking apps for Mac and PC I swear by after trying them all (5d)

If you want to stay organized and productive on your desktop, these note-taking apps did the trick for me. Here's what I like about them

New Apple Notes iOS 26 Features : Markdown, 3D Graphs, Call Transcription and More

elevated it? With the release of iOS 26, Apple Notes takes a bold leap forward, transforming from a simple digital notebook

These note-taking apps sync flawlessly and they're completely free (Hosted on MSN29d)

While there's no shortage of free note-taking apps, syncing is where they get you. Most charge \$5-15 monthly to access your notes on both your phone and computer. But, there are still plenty that sync

These note-taking apps sync flawlessly and they're completely free (Hosted on MSN29d)

While there's no shortage of free note-taking apps, syncing is where they get you. Most charge \$5-15 monthly to access your notes on both your phone and computer. But, there are still plenty that sync

Obsidian Beginner's Guide 2025 : Organize Your Mind Like a Pro (Geeky Gadgets1mon) Have you ever felt overwhelmed by the sheer volume of ideas, tasks, and information you need to manage daily? Imagine having a tool that not only organizes your thoughts but also transforms them into

Obsidian Beginner's Guide 2025 : Organize Your Mind Like a Pro (Geeky Gadgets1mon) Have you ever felt overwhelmed by the sheer volume of ideas, tasks, and information you need to manage daily? Imagine having a tool that not only organizes your thoughts but also transforms them into

Tot 2.0: A Thoughtful Extension of an Already Elegant Note-Taking App (MacStories1mon)

Late yesterday, The Iconfactory released 2.0 updates to Tot for macOS, Tot Pocket for iOS and iPadOS, and Tot Mini for watchOS. The apps, which The Iconfactory describes as tiny text companions,

Tot 2.0: A Thoughtful Extension of an Already Elegant Note-Taking App (MacStories1mon)

Late yesterday, The Iconfactory released 2.0 updates to Tot for macOS, Tot Pocket for iOS and iPadOS, and Tot Mini for watchOS. The apps, which The Iconfactory describes as tiny text companions,

Viral AI Note-Taking App Coconote Now Free For Educators As Back-To-School Season

Begins (Morningstar1mon) The viral AI note-taking app and study assistant Coconote removes cost barriers for teachers as it helps 1.5+ million students thrive MIAMI, Aug. 28, 2025 /PRNewswire/ -- Coconote, the viral AI

Viral AI Note-Taking App Coconote Now Free For Educators As Back-To-School Season

Begins (Morningstar1mon) The viral AI note-taking app and study assistant Coconote removes cost barriers for teachers as it helps 1.5+ million students thrive MIAMI, Aug. 28, 2025 /PRNewswire/ -- Coconote, the viral AI

Back to Home: <https://testgruff.allegrograph.com>